

Staying Safe at MardiGrass

An OHS Induction Manual for Volunteers to MardiGrass

Introduction

Remember to explore the Village & the glorious Nimbin Valley

Who are we?

How can I help?

Staying Safe at MardiGrass

Volunteering, common sense & drugs

Personal Protective Equipment [PPE]

Communication

Being a Volunteer

Camping Area

Kitchen Area

HEMP Embassy

Security & Jungle Patrol

Evacuation Assembly Zones

Emergency Access Gates

Emergency Communications

Maps

Volunteer Declaration

INTRODUCTION

In Nimbin, NSW, Australia Cannabis Law Reform activists gather together each year to protest the madness that is cannabis prohibition. MardiGrass is renowned the world over. It is part festival, part concert, part academic debate; and 100% protest. Thank you for being a part of Cannabis Law Reform History. Nimbin MardiGrass depends on volunteer interest and assistance – without you turning up and volunteering our unique ‘festival of the weed’ would wither away. This booklet is designed to help you help us.

Remember to Explore the village & the glorious Nimbin Valley

Thank you for volunteering to assist us in putting on this event. It is always a terrific time of year for all the residents of the village and you will be welcomed with open arms.

Even if you are a resident or have come to the town a hundred times before, please have a look at the MardiGrass map and then go exploring the village. At MardiGrass the whole of the Nimbin Village becomes a single happy community with a single voice. It has a vibe like no other part of the planet.

And every day you are in town take the time out to simply gaze at the wondrous beauty of the valley. We are all blessed to simply wake up in such surroundings.

Who are we?

Nimbin MardiGrass is an event put-on by a loose consortium of interested friends. The HEMP Embassy donates its premises for meetings of the MardiGrass Organising Body (MOB) but it is only one of many organisations, associations, corporations, aggregations and individuals who have a hand in MardiGrass. The MOB is one of a kind!

Early every year, in anticipation of the event, several meetings are held in which the shape of the coming MardiGrass is discussed amongst as many as twenty individuals. However these twenty individuals represent the interests of several hundred others.











Each year a vast amount of effort has already gone into shaping MardiGrass by the time the volunteers begin to arrive. Then the volunteers help us to make the weekend run smoothly.

From the Monday before the event friends of the event begin to arrive to assist the event organisers in making the miracle happen. By Thursday night all of the event infrastructure is in place and checked off as being safe and ready to go.

Then during the event, behind the scenes, a volunteers and other organisers make MardiGrass festival the biggest and most enjoyable Cannabis Law Reform event on the calendar.

How can I help?

To put on MardiGrass we have to do a lot of pretty crummy jobs. We also get to do a lot of really interesting things – so we like to share the load. There are many tasks that have to be done **before the event** every year:

-  Painting bins for recycling and waste
-  Putting up fencing and staging
-  Putting Porta-loos into their correct positions
-  Setting up tents and marquees
-  Setting up road and pedestrian barriers
-  Painting signs
-  Erecting signs, water barriers and high-vis tape and cones
-  Clearing and cutting brush and grass
-  Setting up venues
-  Assisting in the volunteers area, etc.

There are many tasks that have to be done **during the event** every year.

- ❖ Assisting Jungle Patrol with Traffic and crowd control
- ❖ Attending gates
- ❖ Staging & event support
- ❖ Cleaning
- ❖ Waste management

STAYING SAFE AT MARDIGRASS

We have to make sure that our volunteers understand what Occupational Health & Safety is and what is expected of them as volunteers. We really want you to stay safe. We want you to go home after having one of the best experiences of your life. So to assist everyone in staying safe and having a good time we have a few basic rules which are summarized in the following paragraphs. When you have finished reading all of these rules, and have asked any questions you might have, then the volunteer coordinator will ask you to sign the form at the end of this document.

This form simply says that the MOB have informed you of all of your OHS responsibilities and you understand them.

Volunteering, common sense & drugs

Please do not use cannabis or any other drug before undertaking any volunteer work, or bring alcohol onto, or drink alcohol, on HEMP Embassy premises.

Personal Protective Equipment (PPE)

Many parts of the event site, during the lead up to the event, are 'building sites'. This means that anyone entering the site must be adequately clothed and must have any PPE that is designated as required on their person and in good working order. "PPE" is simply a fancy way of talking about work clobber. If you want to go onto a work site then you have to dress like a worker.

Clothing

Long sleeves and pants are recommended for both men and women. In hot sunny weather a firm fabric that will entirely block the rays of the sun is best.

Shoes

On work sites steel cap boots are mandatory. On all other event sites volunteers must wear **fully enclosed shoes**. Thongs or sandals are not permitted.

Hats

All volunteers who work in the outdoors **must wear a hat**.

Sunscreen

All volunteers will have access to **sunscreen** (it will be provided). It is expected that all outdoor workers will liberally apply sunscreen before going out to work. If you are on a long shift please remember to reapply the sunscreen. Sunburn is not a small matter – if you get sunburnt please report it to your team leader.

Wet Weather

If wet weather is encountered the volunteers will be extra busy as it will cause a huge re-organisation. In wet weather all volunteers will be asked to make sure they stay warm and dry (as much as is possible). Wet weather also means that volunteers must remember to be extra vigilant against slipping and tripping. We understand it takes longer when it is wet so **please slow down and be safe**.

Communication

Every volunteer will be working under a team leader's directions. Your team leader will know how to contact Jungle Patrol. Any untoward event, or any or injury (however slight) should immediately be reported to the team leader and this information relayed to Jungle Patrol.

BEING A VOLUNTEER

Volunteering for MardiGrass is a wonderful and very social experience. You are invited to set up a tent in our volunteer's area and join us around the fire in the kitchen area. Or at one of the venues around town shooting the breeze. Or on the street with the people taking it all in. You will also be provided an armband that will get you into most (if not all) events.

Volunteers camping area

Immediately behind the HEMP Embassy in Cullen Street an empty field sprouts quivering multi-coloured tents every May. This is where our volunteers hang-out. Please ask before you set your tent up in this area – although it sometimes looks like madness there is method and planning underlying the havoc. Ask on the back veranda of the HEMP Embassy first – do this induction and get the paperwork out of the way – and then set up your tent.

Kitchen area

Between the camping area and the HEMP Embassy there is a hive of activity underway in the days leading up to the event and during it. In the very middle of all this is the Kitchen area – here you can eat and drink coffee or chai. Sit and discuss the day and the next enthusiasm which might await. Here you can meet the MOB and Jungle Patrol. Here you can help us solve the world's problems. Please help where you can and wash up anything that you use. If we all leave it just a little cleaner than when we got there, then it will always be sparkling.

HEMP Embassy back veranda

Do not hang around on the back veranda unless you have a reason. This part of the HEMP Embassy is the nerve centre of the event and often becomes far too crowded. You can help by staying clear unless you have to visit. If you have to visit, please do not hang around afterwards. The MOB Officers are all extremely busy throughout the event

SAFETY & SECURITY

MardiGrass security is provided by Jungle Patrol. The Jungle Patrol supervisor is Heidi Glover 0429 491 506.

Jungle Patrol is a local volunteer organisation that grew from the volunteer groups of early MardiGrass events. Jungle Patrol members keep watch over the streets, encourage people to keep the peace, and bear witness when they do not. The Jungle Patrol cannot enter an affray but will encourage a peaceful resolution to any disturbance. If there is an incident, it is witnessed, and aid is rendered after the event if necessary. Jungle Patrol will contact the Police if the situation warrants it. The Jungle Patrol facilitates crowd safety, primary first aid, event communications and security/police liaison.

Volunteers Should Be Familiar with the Following:

- Location of Jungle Patrol HQ [Top Verandah of Pub] and the Plantem Park zones.
- Locations of fire extinguishers and hoses
- Emergency Assembly Areas as marked on Emergency Map
- Nearest exits in buildings
- Emergency vehicle access points

Evacuation Assembly Zones

The event site is broken into five zones with a Jungle Patrol volunteer rostered at each zone for the duration of the event.

ZONE A - HASH BOWL STAGE: Music and performance stage surrounded by a natural amphitheatre

ZONE B - SATIVA STADIUM: Central section of the park where the HEMP Olympix are held

ZONE C - INDICA ARENA: Workshops, demos, talks, music, comedy, films and market stalls

ZONE D - TOWN HALL PRECINCT: Workshops, demos, talks, and market stalls

ZONE E - GREENBANK PRECINCT: Market stalls

– REFER TO EMERGENCY MAP

Emergency Access Gates

GATE NAME:	LOCATION:	ACCESS TO:
Access Gate 1	Between Town Hall & café, Cullen Street Event Entrance	Emergency Zones A-D Emergency Evacuation Point A Patron Entry/Exit
Access Gate 2	Between Greenbank and Post Office, Cullen Street Event Entrance	Emergency Zones E Emergency Evacuation Point B Patron Entry/Exit

– REFER TO EMERGENCY MAP

Emergency Communications

1. MOBILE CONTACT FOR JUNGLE PATROL COORDINATOR

Heidi Glover, the Jungle Patrol Coordinator, can be reached at all times during the Festival on **0429 491 506**. This mobile number is provided to all emergency services and answered by the Jungle Patrol Coordinator throughout the festival.

2. PUBLIC ANNOUNCEMENTS

On stages at various venues using microphones in Zones A-D, and a portable megaphone located within Emergency Zone E.

VOLUNTEER DECLARATION & INFORMATION

Name: _____

Address: _____

Contact Phone: _____

Next of Kin: _____

Next of Kin Best Contact: _____

- I have read this document: 'OHS Induction Manual for Volunteers to MardiGrass'.
- I have clothes and shoes and PPE that fulfils the requirements stipulated in this document.
- I will not enter an event venue unless attired in clothes and PPE sufficient to meet the requirements stipulated in this document.
- I am familiar with MardiGrass's Emergency Management Plan and know how to contact Jungle Patrol.
- I agree to abide by any reasonable instruction provided by the volunteer coordinators when in an event venue and working as a volunteer.
- I have received an "Induction" from the volunteer coordinators.

Name (Print): _____ Signature: _____

Date: _____ Volunteer Coordinator: _____